



RHINO-RACK

Aerodynamic & Heavy Duty Roof Rack Systems

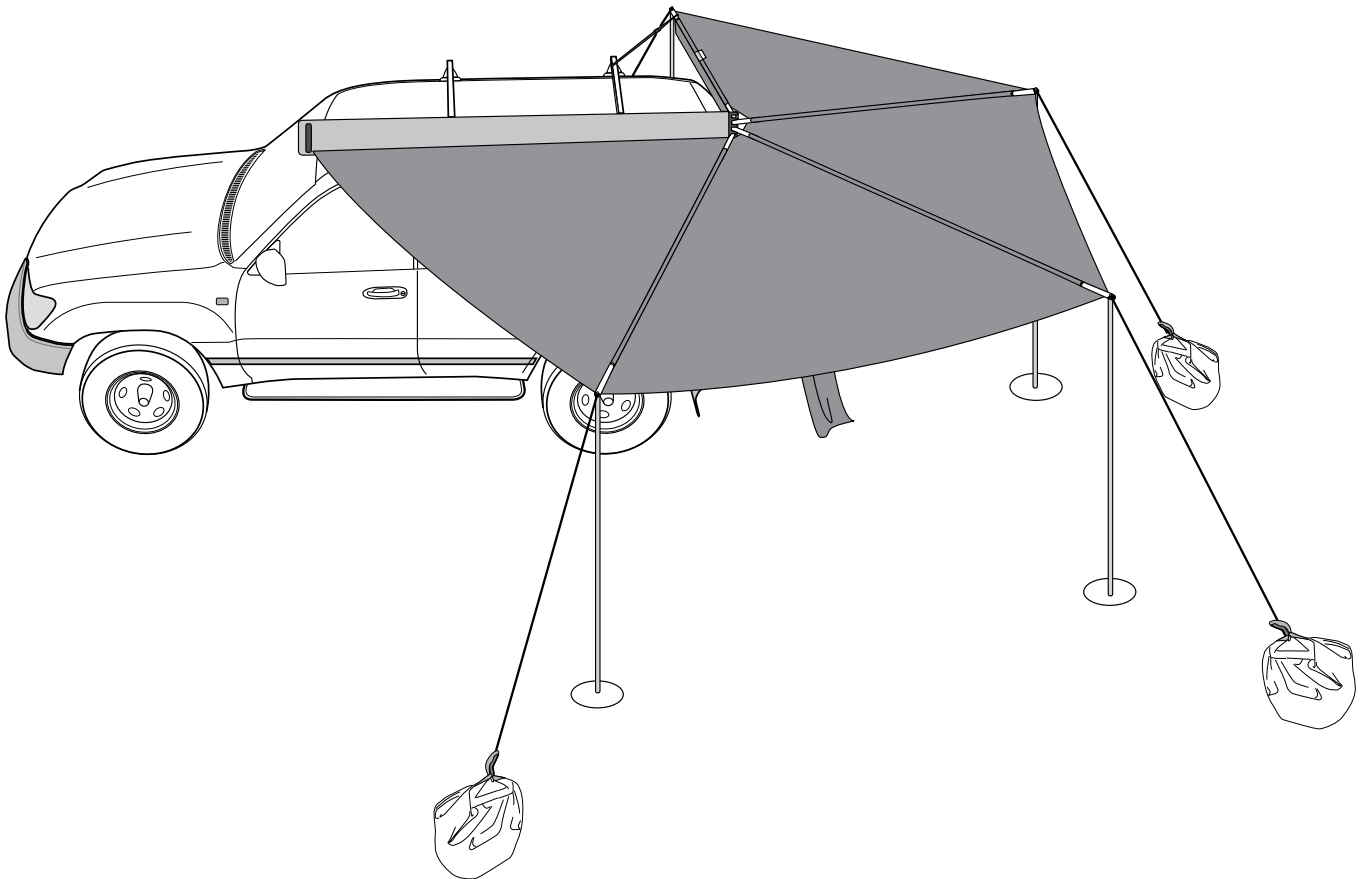
31109 Rhino-Rack FOXWING Awning Sandbag

Important: Please read these instructions carefully prior to installation.
Please refer to your fitting instruction to ensure that the sandbags are installed in the correct locations.
Check the contents of kit before commencing fitment and report any discrepancies.
Place these instructions in the vehicle's glove box after installation is complete.

This instruction is to be used in conjunction with the fitting instruction supplied with your Rhino-Rack FOXWING Awning by OZTENT

Warning!

In windy conditions care must be taken when using your Foxwing awning. If conditions are severe, refrain from using the product. Damage to the Foxwing awning as a result of not following these steps will result in voiding manufacturer's warranty.



Note : The poles and ropes must always be used when the FOXWING awning is open.

Rhino-Rack
3 Pike Street, Rydalmere,
NSW 2116, Australia.
(Ph) (02) 9638 4744
(Fax) (02) 9638 4822

Document No: RR233
Prepared By: Andy Wana
Authorised By: Gary England

Issue No: 02
Issue Date: 17/09/2009

These instructions remain the property of Rhino-Rack Australia Pty Ltd and may not be used or changed for any other purpose than intended.



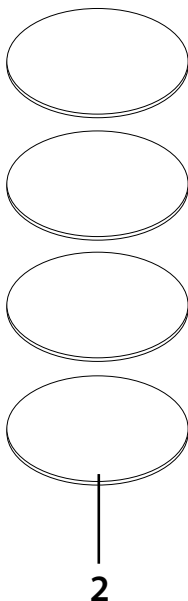
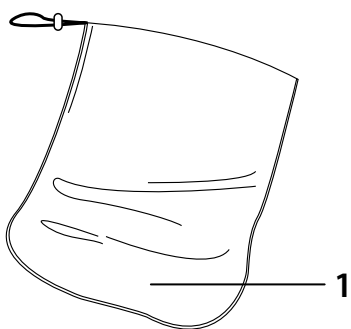
31109 Rhino-Rack FOXWING Awning Sandbag

Parts List

Item	Component Name	Qty
1	Carry Bag	1
2	Pole Discs	4
3	Sandbag	8
4	Fitting Instruction	1

Care Instruction:

If awning and bags are packed away wet, as soon as possible open up to dry to avoid damage.



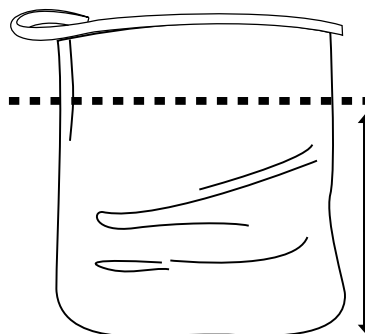
1

Fill up each sandbag with a **minimum 30kg** of sand. Empty the sandbags when not in use.



2

MIN. 30 kg

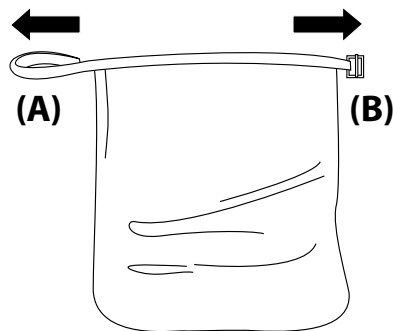


**Approx
3/4 Full**

3


Make sure the sandbag is upright.

Grab the strap end (A) and latch (B). Pull as shown.



Start rolling the webbing towards the ground.

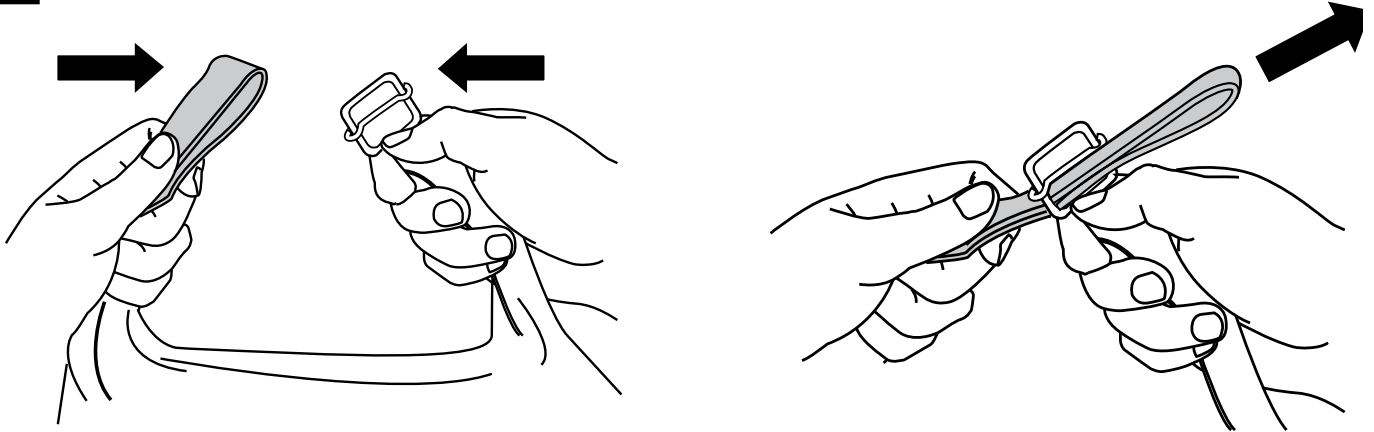
Minimum 3-4 rolls.






31109 Rhino-Rack FOXWING Awning Sandbag

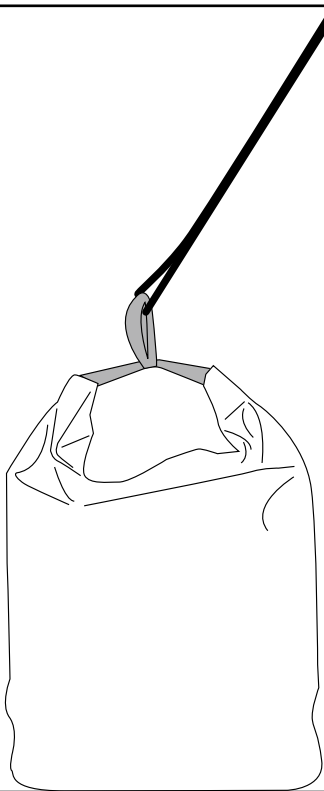
4



5



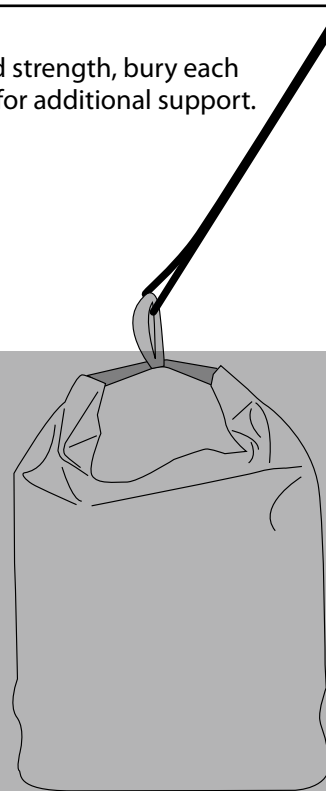
6



SAND

7

For added strength, bury each sandbag for additional support.

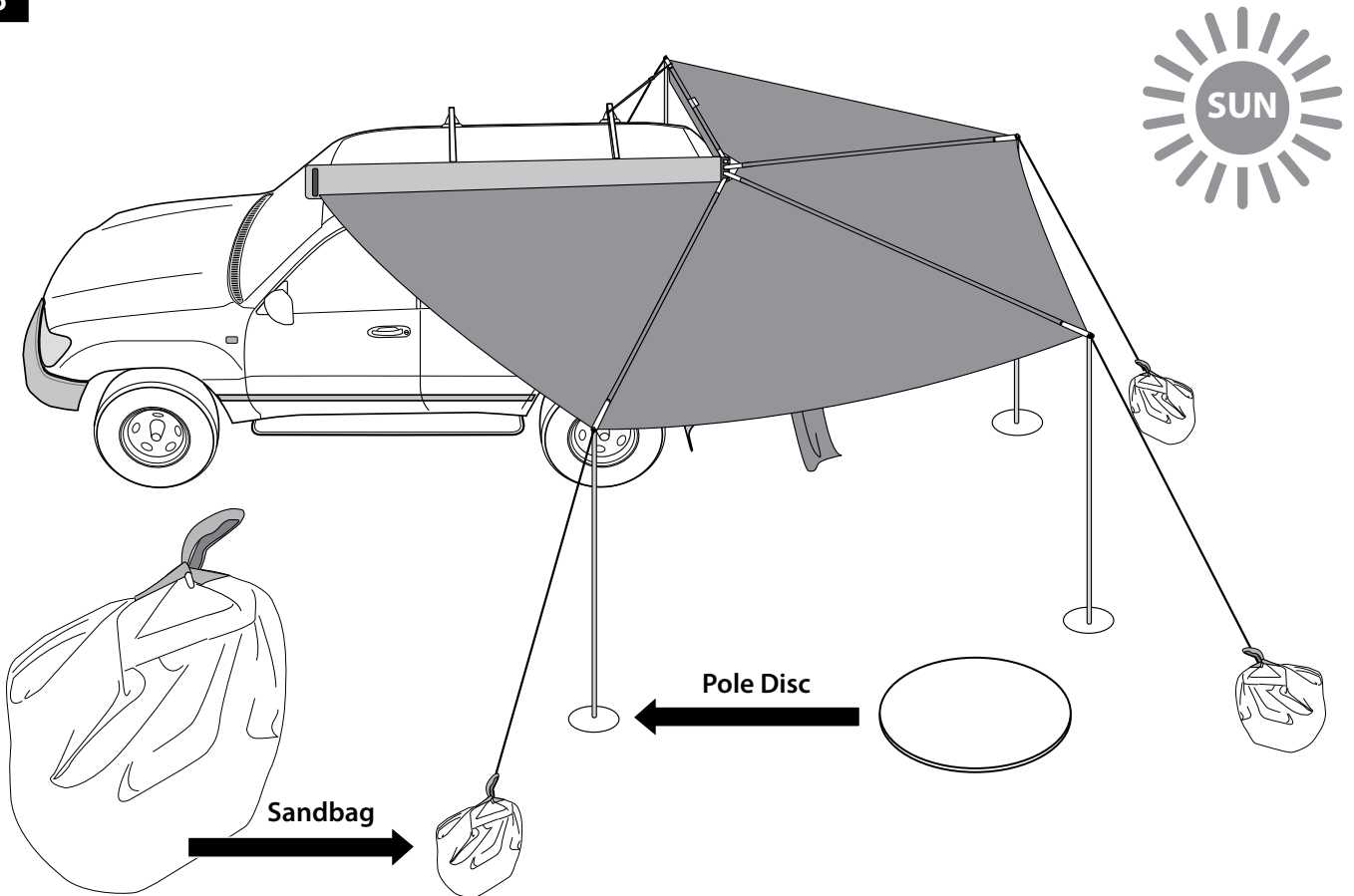


SAND



31109 Rhino-Rack FOXWING Awning Sandbag

8



9

