

INSTALLATION INSTRUCTIONS #INST030: REALTRUCK BACKRACK KIT #30327, 30327TB 2016 Toyota Tacoma

READ THIS NOW!

Your truck should look like the one shown. If you think you are missing any parts, think that this part number is not for your truck or have any installation question, call our customer service department at toll free:

888-588-6101 or locally 800-265-8137.

Other ways to reach RealTruck Backrack:

email: info@backrack.ca

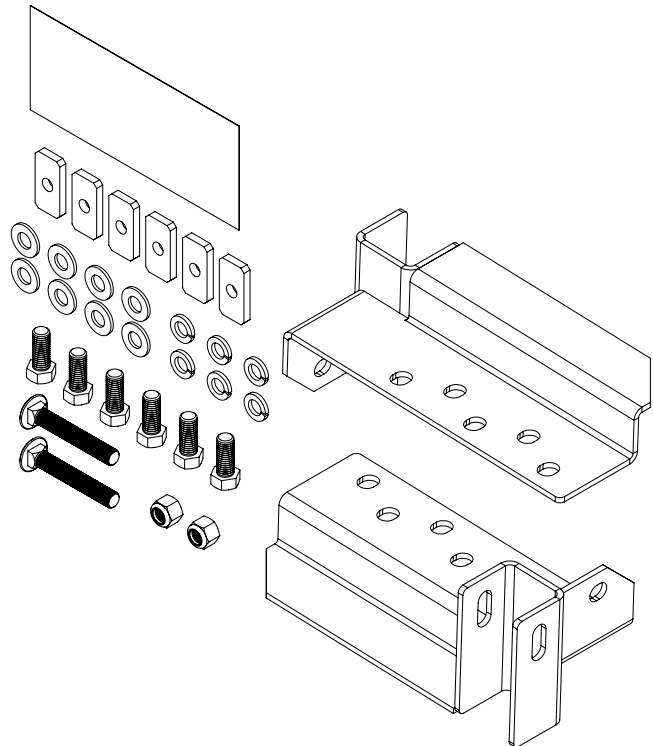
Support@backrack.com



The RealTruck Backrack is secured to your truck with a pair of "Stake Pocket Bolts" specifically designed for your make and model of truck. These bolts mount into each of the two front stake pockets. The RealTruck Backrack assembly sits on the bed rails of your truck and is secured to these Stake Pocket Bolts. If your truck has a BEDLINER we suggest you remove it to install the Stake Pocket Bolts

PARTS LIST FOR KIT #30327

PART	DESCRIPTION	QTY
RMB327D	Rail Mount Bracket Driver	1
RMB327P	Rail Mount Bracket Passenger	1
HARDWARE BAG317		
INST	Installation Instruction	1
FYZ008	1/2"-20 Nylon Hex Lock Nut	2
FYZ011	1/2" Flat Washer	8
FYZ014	1/2"-20 x 3.25" Carrige Bolt Grade 8	2
FYZ064	T Nut	6
FYZ065	1/2"-13 x 1.25" Hex Bolt Full Thd Hex Bolt	6
DB9X8ET	Poly Bag	1
FYZ010	1/2" Lock Washer	6

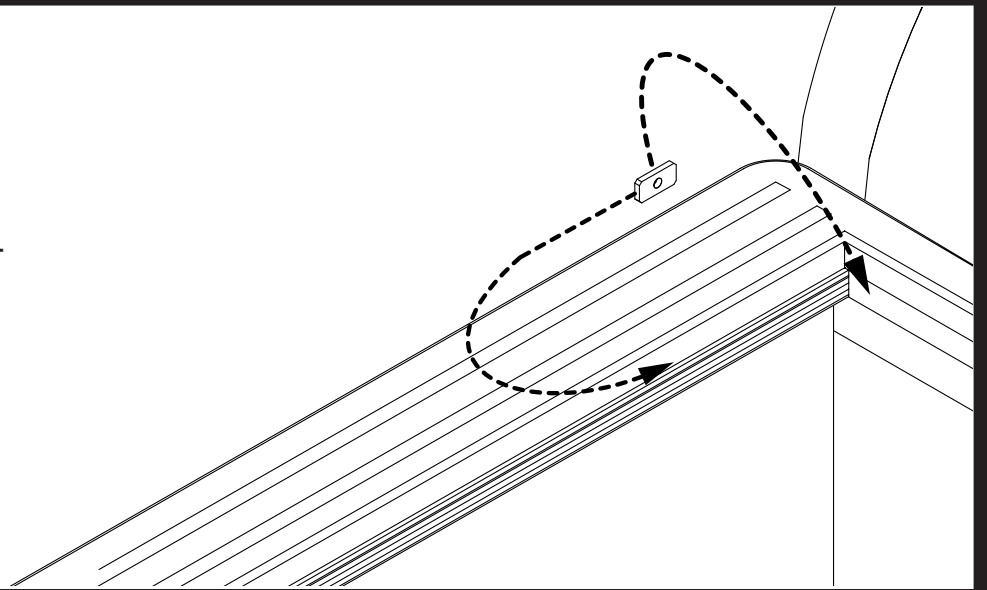


FOR MORE INFORMATION SCAN HERE!



1

Install two (per side) T-nuts per side into C channel on truck bed and 1 T-nut in the front channel

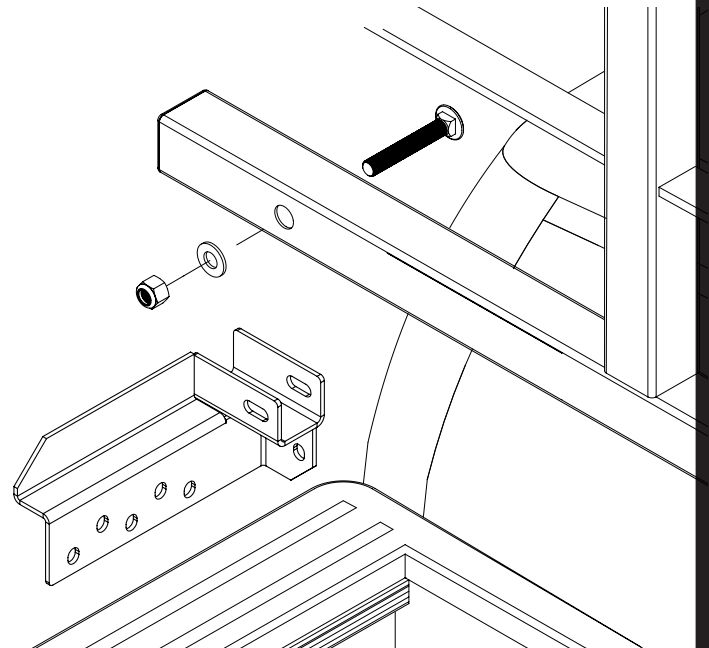


2

Fasten the RealTruck Backrack to the Rail mount bracket. Fin-ger tighten at this stage.

****IMPORTANT****

Install the carriage bolt as shown in the diagram with the round head closest to the cab. Failure to do so could result in damage to the cab or rear window.



3

Fasten the RealTruck Backrack Assembly to the C channel on truck bed, align the T nuts and install bolt, lock washer and washer. Center the RealTruck Backrack assembly on the truck and final torque all bolts starting with the nuts on the inside of the truck bed, then the rail mount bracket and finally the main RealTruck Backrack carriage bolt

